



Capacity from 250 kg to 100000 kg



### MOUNTING KITS



- 17-4 PH STAINLESS STEEL (on request AISI 420 stainless steel version; not OIML approved)
- COMBINED ERROR  $\leq \pm 0.03\%$  (0.02% C3)
- PROTECTION CLASS IP68

CAPACITY	kg	ACCURACY CLASS			EAC	NET WEIGHT OF LOAD CELL (kg)	CODE
		C2	C3				
250		-	-	•	•	1.1	CBL250
500		-	-	•	•	1.1	CBL500
1000		-	-	•	•	1.1	CBL1000
2500		•	•	•	•	1.1	CBL2500
5000		•	•	•	•	1.1	CBL5000
7500		•	•	•	•	1.1	CBL7500
10000		•	•	•	•	1.1	CBL10000
12500*		-	•	•	•	1.6	CBL12500
15000		-	-	•	•	2.1	CBL15000
30000		-	-	•	•	3.8	CBL30000
50000		-	-	•	•	8.6	CBL50000
100000		-	-	•	•	9.1	CBL100000

ON REQUEST

(\*) Except for the capacity of 12500kg, which is already OIML R60 C3 approved

### CERTIFICATIONS



OIML R60 C2

#### CERTIFICATIONS ON REQUEST



Declaration of conformity + IP69K marking protection rating

Water protection when cleaning high pressure / steam jet (Test: pressurized hot water is sprayed from a distance of 150 mm).  
Water pressure 100 bar; temperature 80 °C; test duration 250 seconds (Reference standard DIN 40050-9).



Calibration report (ACCREDIA LAT traceability)



ATEX II 1GD (zone 0-1-2-20-21-22)



IECEx (zone 0-1-2-20-21-22)



OIML R60 C3



Complies with the Eurasian Custom Union regulations (Russia, Belarus, Kazakhstan)

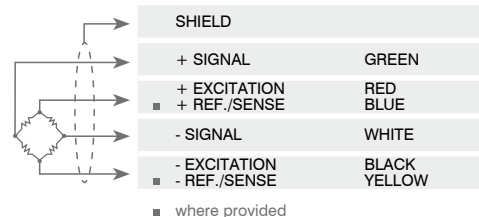
### TECHNICAL FEATURES

Material	17-4 PH stainless steel		
OIML R60 Accuracy class • Verification intervals	-	C2 • 2000	C3 • 3000
Nominal load (E max)	250 - 500 - 1000 - 15000 kg 30000 - 50000 - 100000 kg	2500 - 5000 kg 7500 - 10000 kg	2500 - 5000 - 7500 kg 10000 - 12500 kg
Minimum verification interval (V min)	-	E max / 15000	E max / 15000
Combined error	≤ ±0.03%	≤ ±0.03%	≤ ±0.02%
Protection class	IP68		
Rated output	2 mV/V ±0.1%	Input resistance	700 Ω ±10
Temperature effect on zero	0.005% °C	Output resistance	700 Ω ±10
Temperature effect on span	0.003% °C	Zero balance	±1%
Compensated temperature range	-10 °C / +50 °C	Insulation resistance	>10000 MΩ
Operating temperature range	-20 °C / +70 °C	Safe overload (% of full scale)	150%
Creep at nominal load in 30 minutes	0.03%	Ultimate overload (% of full scale)	300%
Max supply voltage without damage	15 V	Deflection at nominal load	0.4 mm




### ELECTRICAL CONNECTIONS

Cable length	5 m* (250-10000 kg); 10 m (12500-100000 kg)
Cable diameter	5 mm
Cores	4 x 0.25 mm <sup>2</sup> /6 x 0.14 mm <sup>2</sup>






\*) On request: 10 m long cable version



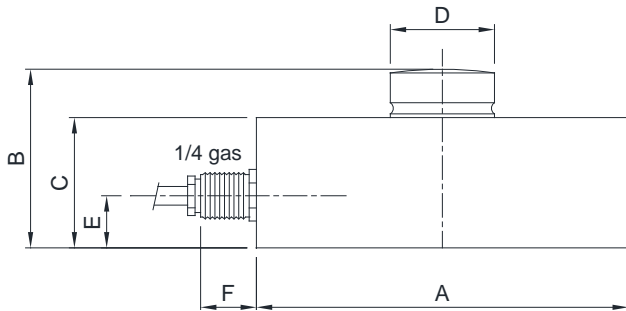
### OPTIONS ON REQUEST

	DESCRIPTION
	10 m long cable version
	AISI 420 stainless steel load cell version (not OIML approved)
	Two redundant strain gauges Wheatstone bridges (350 Ω) with two output cables; for dual safety systems

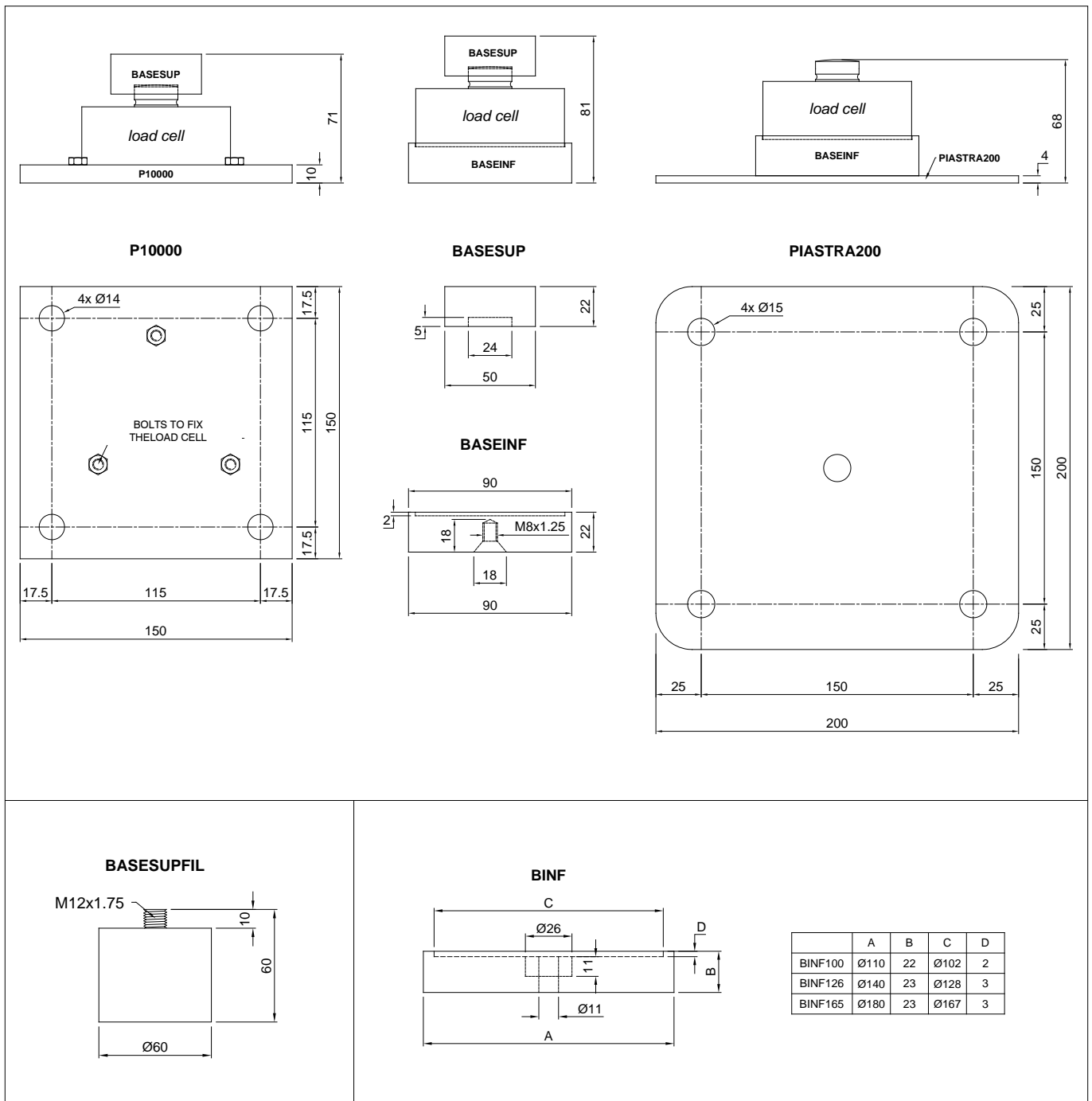
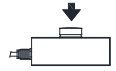
### COMPLEMENTARY ACCESSORIES

	DESCRIPTION		CODE
	AISI 304 stainless steel threaded upper base for compression load cells.	M12x1.75 mm	BASESUPFIL
	AISI 304 stainless steel turned lower base for compression load cells.	Ø110x22 mm Ø140x23 mm Ø180x23 mm	BINF100 BINF126 BINF165
	Lower plate and turned upper base in AISI 304 stainless steel. Load cell capacity: from 250 to 15000 kg.		BASESUP P10000
	Turned upper and lower bases in AISI 304 stainless steel. Load cell capacity: from 250 to 15000 kg.		BASESUP BASEINF
	Lower plate and turned lower base in AISI 304 stainless steel. Load cell capacity: from 250 to 15000 kg.		BASEINF PIASTRA200

### DIMENSIONS (mm)



kg	250	15000	30000	50000
A	Ø82	Ø100	Ø126	Ø164
B	44	48	54	80
C	32	35	40	60
D	Ø22	Ø28	Ø35	Ø60
E	14	14	14	26
F	15	15	15	15



Rev. 00 del 12/03/2015

The Company reserves the right to make changes to the technical data, drawings and images without notice.