
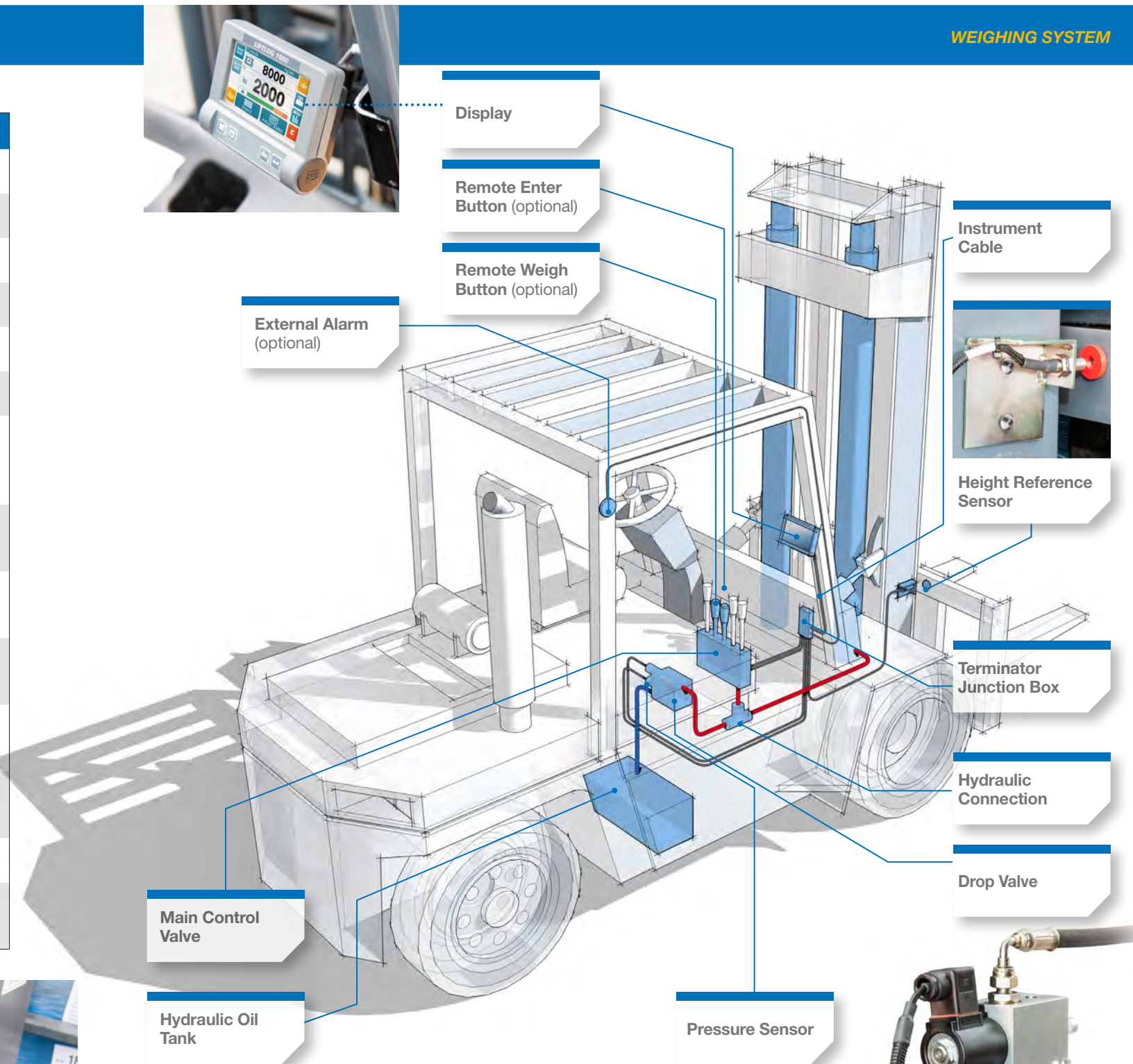




A weighing system with 0.5% accuracy designed specifically for forklift trucks operating in the fastest loading environments

With the ever increasing focus on productivity and safe-loading, the new **LIFTLOG 1000** is a cost-effective weighing instrument that reduces loading cycle times and maximises tons per hour performance.

FEATURES	ADVANTAGES
Accuracy +/- 0.5% of truck capacity.	Correctly load vehicles or stock check.
Colour touchscreen display.	Clear, uncluttered display provides intuitive operation.
Store up to 50 tare values.	Pre-determined pallet and stillage weights for faster operation.
Gross and Net indication.	Pallet / Stillage and product weight.
Grand total summary.	Total weight and weighing cycles over time.
Automatic total accumulation.	Speeds lift cycle.
Stores function.	Save load / lift totals against a total of 100 named memory stores, consisting of up to 1400 lifts which can be given an independent ID reference.
Communication via SD card and USB.	Safe & efficient data handling for transfer of stored data to and from office or added external data storage.
2 serial output ports.	Supports ICP 300 printer option or communication to PC or Modem using csv or xml file format.
Calibration 'Nudge'.	Quick and easy calibration adjustment to match site reference. Pin code protect option.
Internal audible alarm + load indication bar.	Set alarm at approach and at overload threshold to increase site safety. Colour coded load bar provides clear current load indication.
Overload and logging.	Stores time and date of last 10 overloads identifying operators and forklifts at risk. Pin code protected.
Quick and easy installation & calibration.	Nationwide service and back up from RDS distributors.
Pressure based technology.	Maintains accuracy minimising machine downtime for servicing or repair. Maintains lifting capacity and driver visibility.



The RDS **LIFTLOG 1000** is an operator friendly product that has been specifically designed for use on forklift trucks working in a despatch yard or warehouse environment.

Weighing on the forklift removes the need to travel to a static floor scale often remotely located from the stock location or loading bay.

Loading correctly first time eradicates return trips to the stockpile reducing vehicle movement, fuel usage, machine and tyre wear.

Using a sensor to measure hydraulic pressure controlled in a drop valve, the **LIFTLOG 1000** informs the operator of load as a 'calculated' weight in Tonnes, kgs, lbs and US Tons. This load can then be confirmed automatically or via the 'Enter' button and added

to the Accumulated total and will also be added to the Grand total.

In addition, when approaching and at the point of overload, an internal (and optional external) alarm will sound to further inform the operator of load status.

Approximate load is indicated via an on-screen Load bar.

The **LIFTLOG 1000** uses a 4.3" colour, hi-brightness resistive touchscreen display and additional physical keys providing a modern and ergonomic interface.

The system can be retrofitted onto all types of forklift.

WEIGH COUNT (2 digits)

TIME

2 FUNCTION DISPLAY
Lift Weight: Up to 5 digits. Pressing these digits gains access to the "Grand Total"

ACCUMULATED NET OR GROSS TOTAL
Up to 6 digits. Touch region to alternate

PRESET TARE

UNIT

MANUAL TARE
Shows list of up to 50 pre-programmed TARE values. Also enables manual entry of a Preset TARE value

AUTO TARE
Allows Taring of current load on forks

HEIGHT REFERENCE SENSOR
Switched ("OK")

OVERLOAD BAR GRAPH

WEIGH BUTTON
Initialises weighing cycle. (Duplicated using optional Remote Weigh Button)

STORE GROUP SELECTION BUTTON AND TEXT NAME
Selecting enters to list of 100 stores

POWER SWITCH
Press and hold to switch off

HOME
Returns to the main weighing screen from any menu

SYSTEM MENU
Entry into the Instrument setup or calibration levels

LIGHT SENSOR
Auto detection of screen brightness and contrast

DATA LED
Flashes when exporting data to the SD or USB

ESCAPE
Undo function in set up mode. Also subtracts last calculated lift on main screen

ENTER
Enter confirmation key manually adding loads

ZERO
Zero the calculated weighing result. Creates zero offset

PRINT
Prints the last load or all stored

AUTO
Automatic or manual accumulation of calculated weight to the Total

LOAD CLEAR
Clears the present load details and resets Store and Reference. May also incur print

REFERENCE INPUT
Stores a random text reference with the load, i.e. truck number

TECHNICAL DETAILS

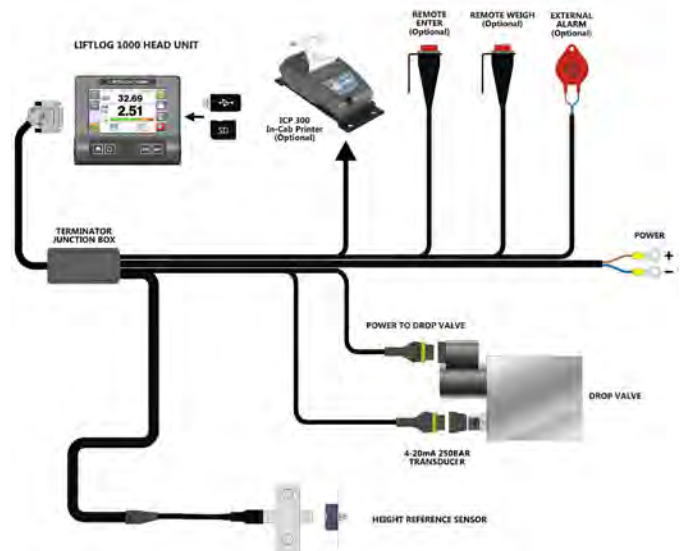
Operating voltage:	12 Vdc
Sensor range:	0 - 250bar
Temperature range:	-20 to +50°C operating
System accuracy:	+/- 0.5% of truck capacity
Warranty:	1 year
Environmental protection:	Instrument protection IP54 Full RFI/EMI Sensor & valve IP67

SYSTEM ENHANCEMENTS

- External audible alarm for use in noisy environments. A variety are available dependent on application.
- Remote weigh button.
- Remote enter button.
- Compatible with RDS *iSOSYNC PC* software.

ALSO IN THE RANGE

- LIFTLOG 100(+)** for on-board check weighing and load monitoring
- Speed & Distance 200** for forklift speed and distance monitoring and speed limit alarms.



DISTRIBUTORS

RDS Technology Ltd, Cirencester Road,
Minchinhampton, Stroud, Glos GL6 9BH, UK
T: +44 (0)1453 733300 info@rdstec.com

www.rdstec.com

RDS TECHNOLOGY
— TOPCON POSITIONING GROUP —